

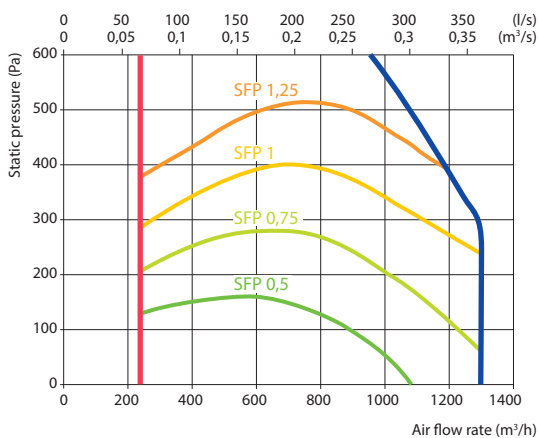
RHP 1200 U C5

Nominal air flow, m ³ /h	1300
Nominal air flow, l/s	361
Electric air heater capacity, kW / Δt, °C	3 / 6,7
Supply voltage, V	3~400
Maximal operating current, A	13,8
Power supply cable, mm ²	5×2,5
Electric power input of the fan drive at maximum flow rate, W	288
Noise power level, L _{WA} , dB(A)	53
Noise pressure level, L _{PA} , dB(A) (3 m)	43
Filters dimensions B×H×L, mm	805×400×46
Unit dimensions B×H×L, mm	905×905×1505
Panel thickness, mm	45
Maintenance space, mm	800
Refrigerant R134 A, kg	3,4
Unit weight, kg	270



Performance

Unit with standard equipment

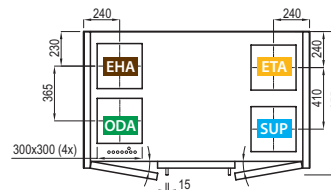
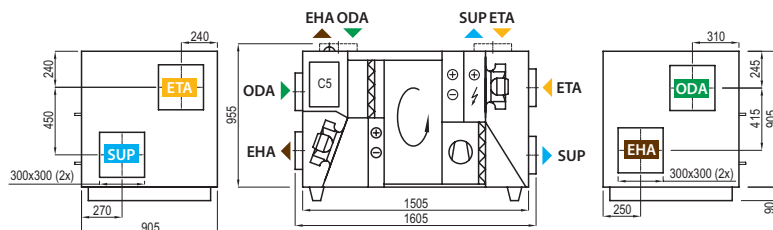


Temperature efficiency

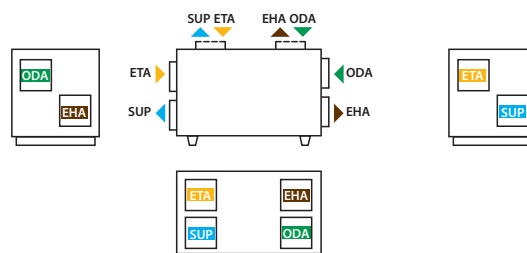
	Winter					Summer		
Outside temperature, °C	-23	-15	-10	-5	0	25	30	35
After heat exchanger, °C	13,5	15,0	15,9	16,9	17,8	22,6	23,5	24,5

Indoor +22°C, 20 % RH

Shown as right (R1)



Shown as left (L1)

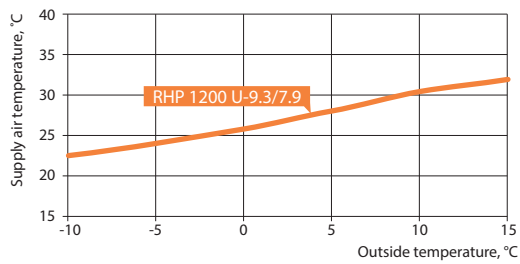


▶ ODA – outdoor intake ▶ SUP – supply air ▶ ETA – extract indoor ▶ EHA – exhaust air

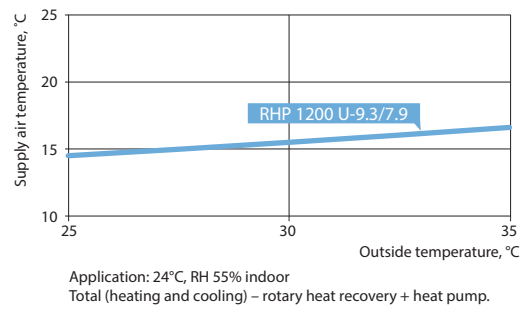
Accessories

Closing damper	SRU-M-300x300+LF24/CM24
	ODA/EHA AGS-315-100-900-M
Silencer	SUP/ETA AGS-315-100-1200-M

Heating mode



Cooling mode



Heat pump parameters

	RHP 1200 U 9.3/7.9				
	Heating			Cooling	
Outdoor temperature, °C	7	2	-7	35	27
Outdoor air related humidity, %	86	84	74	40	45
Indoor air temperature, °C	20	20	20	27	21
Indoor air related humidity, %	50	50	45	40	50
Supply air temperature, °C	29,1	27,0	23,9	17,1	12,2
Heat pump heating/cooling power, kW	5,11	4,61	3,92	5,31	5,11
Heat pump heating/cooling power consumption, kW	0,97	0,89	0,82	1,51	1,24
System SCOP ^{1,2,3} , Average climate / System SEER ^{1,2,3}	10,45			4,08	
COP/EER	5,27	5,17	4,75	3,51	4,13

¹ Rotary heat exchanger wave size "L"

² Rotary heat exchanger + heat pump

³ According to EN 14825 standard