

komfovent[®]

VERSO Pro / Pro2



Modular units
for commercial
and industrial
premises

VERSO Pro

Modular air handling units for commercial ventilation

The airflow capacity: 1000 – 40 000 m³/h.

VERSO Pro air handling units range has two types of durable casing: frameless (1000 – 22 000 m³/h) and reinforced frame design (7000 – 40 000 m³/h). Both of them are modular, thus custom and flexible configurations are possible.

High-efficiency components of the VERSO Pro air handling units, ensure the best performance and energy saving. Consequently, the application areas are quite wide: from small offices to huge shopping malls or industrial buildings.



VERSO Pro2

Advanced and highly efficient modular air handling units

The airflow capacity: 1000 – 40 000 m³/h.

VERSO Pro2 range uses the latest technologies to ensure the best energy-saving and operation parameters. The superior performance classes T2 / TB1 / L1 / D1 have been achieved thanks to the patented casing design for sizes from 12 to 72.

The VERSO Pro2 series offers 1,6 million possible combinations for the simplest and the most complex projects, such as business centers, shopping malls, sports arenas, cinemas and theatres, hotels, airports, logistic centers, industry.

Patented Pro2 casing – superior performance

Advanced PVC profile technology ensures best casing characteristics: minimal energy losses, lowest sound levels, highest air tightness and mechanical durability.



TB1

Thermal bridging



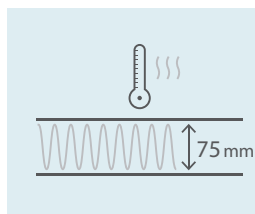
L1

Leakage



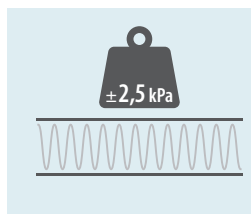
T2

Thermal transmittance

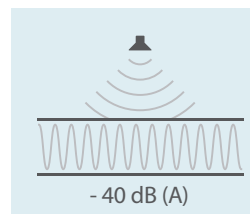


D1

Mechanical strength



Casing sound insulation



Control system C5 for VERSO Pro, VERSO Pro2 units



Various operating modes

- 5 different operation modes: *Comfort1*, *Comfort2*, *Economy1*, *Economy2*, and *Special*. User may set supply and extract air volumes as well as air temperature for each of mode separately.
- Temperature control modes: Supply air / Extract air / Room / Balance. Possibility to select which temperature to maintain.
- Flow control modes: Constant Air Volume (CAV), Variable Air Volume (VAV), Directly Controlled Volume (DCV).
- Universal operating schedule with up to 20 events, for each of them the user can assign weekday(s) and one of five operating modes.
- Holiday scheduling allows the user to change operating mode or switch off the air handling unit on some dates of the year. Up to 10 events are possible.



"Komfovent C5" app

Application is designed to control air handling units with integrated C5 control system. User-friendly interface is intuitive for both experienced and less experienced users.

As the application fully replicates a control panel functions, you will have an access to all monitoring and control possibilities available in the control panel.

The application is available on Google Play and App Store.

Detailed information for the user


- Air flow indication (m^3/h , m^3/s , l/s).
- Thermal efficiency of the heat exchanger (%).
- Heat exchanger energy recovery (kW).
- Thermal energy savings indicator (%).
- Air heater energy consumption (kWh).
- Heat exchanger recovered energy counter (kWh).
- Fan's energy consumption (kWh).
- SFP factor of PM fans.
- Clogging level of filters (%).

Extended control possibilities

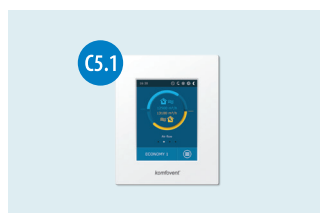
- Controlling up to 30 units connected into a network from one panel.
- Ability to connect the controller to the Internet network and manage it via a standard internet browser without any accessories.
- Possibility to control air handling unit by Smartphone via Android OS or iOS application software.
- Ability to control the unit not only by a control panel or a computer, but also by different external devices (switch, timer, etc.) and systems (e.g. the smart house system).

Control options

App "Komfovent C5"




Control panel



Web Server

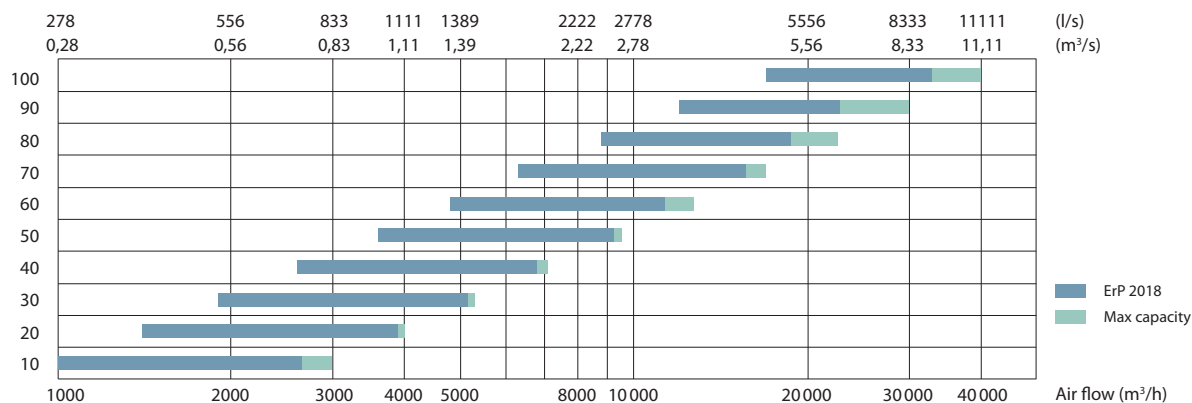


Connectivity & Protocols

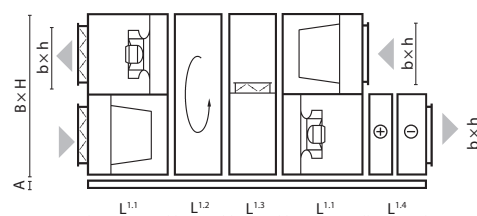


Sizes and capacities of VERSO Pro, VERSO Pro2 units

VERSO R Pro

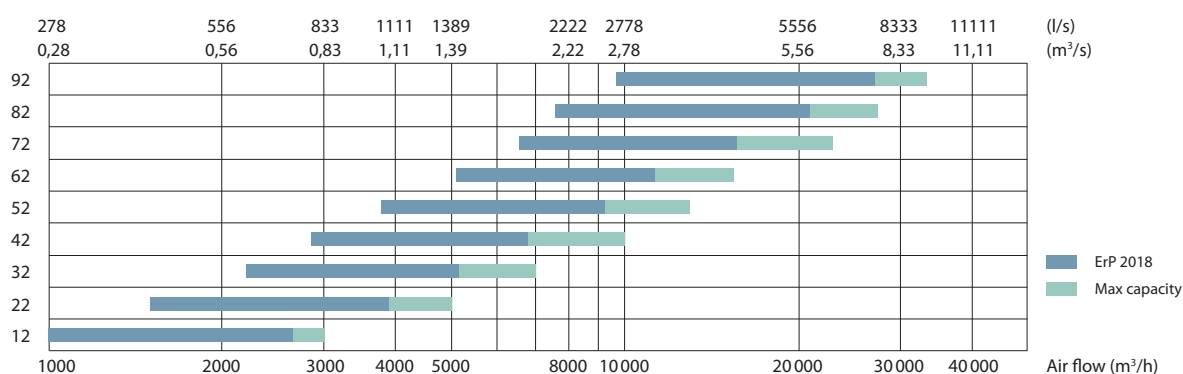


Size	B	H	L ^{1.1}	L ^{1.2}	L ^{1.3}	L ^{1.4}	b	h	A
10	1000	1000	618	370	435	800	700	300	150
20	1150	1150	751	370	435	800	900	400	150
30	1300	1300	751	370	435	800	1000	500	150
40	1500	1520	751	390	435	800	1200	600	150
50	1700	1715	885	390	435	800	1400	700	150
60	1900	1920	885	390	570	800	1600	800	150
70	2100	2100	885	390	705	800	1800	900	150
80	2300	2420	1250	510	841	830	2000	1000	125
90	2610	2650	1400	550	1040	830	2200	1100	125
100	3770	2420	1250	1400	841	830	3400	1000	125

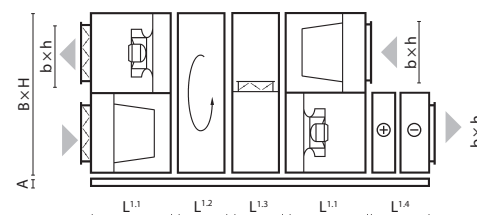


Note: the electric air heaters, water heaters and coolers section length and configuration are noted in the selection programme of VERSO air handling units.

VERSO R Pro2

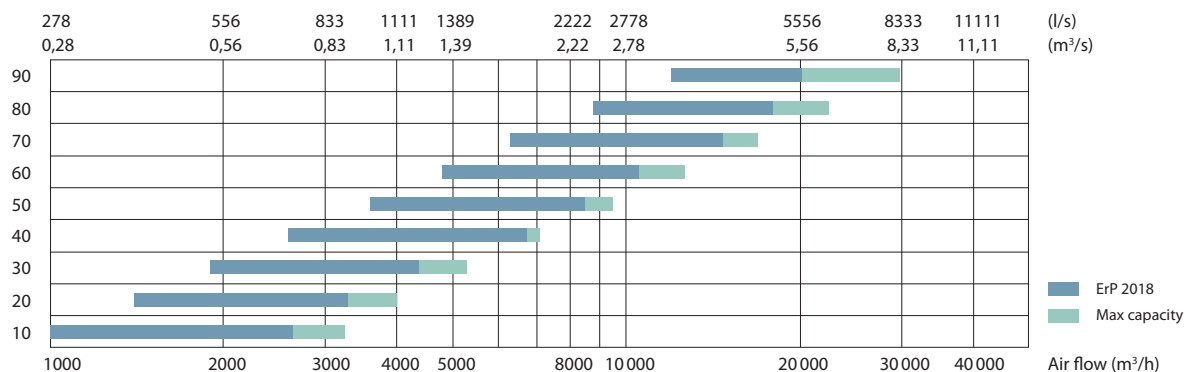


Size	B	H	L ^{1.1}	L ^{1.2}	L ^{1.3}	L ^{1.4}	b	h	A
12	1054	1054	751	380	515	865	700	300	150
22	1204	1204	751	380	515	865	900	400	150
32	1354	1354	751	380	515	865	1000	500	150
42	1554	1574	751	380	515	865	1200	600	150
52	1754	1769	885	380	515	865	1400	600	150
62	1954	1974	885	380	640	865	1600	700	150
72	2154	2154	885	380	765	865	1800	800	150
82	2360	2440	1250	500	825	1060	2000	1000	125
92	2660	2660	1400	500	1020	1060	2300	1100	125

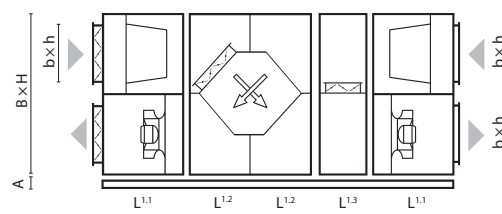


Note: the electric air heaters, water heaters and coolers section length and configuration are noted in the selection programme of VERSO air handling units.

VERSO CF Pro

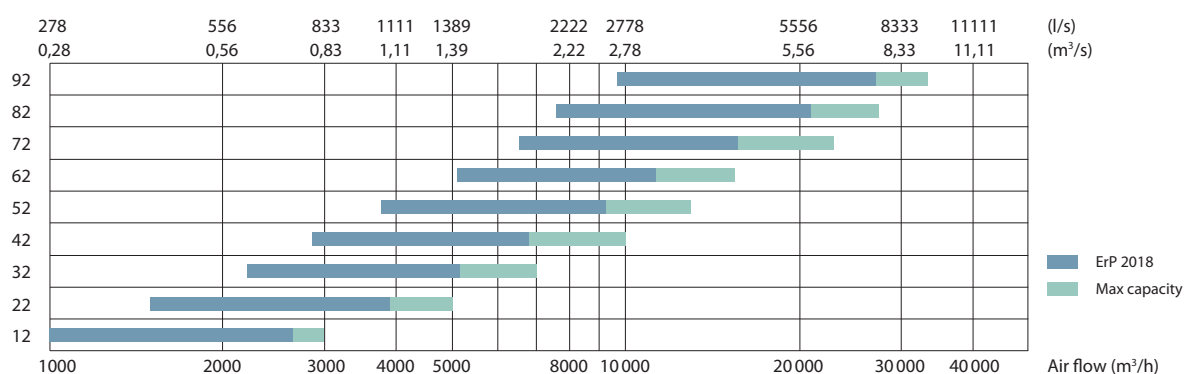


Size	B	H	L ^{1.1}	L ^{1.2}	L ^{1.3}	b	h	A
10	1000	1000	618	570	435	700	300	150
20	1150	1150	751	645	435	900	400	150
30	1300	1300	751	720	435	1000	500	150
40	1500	1520	751	720	435	1200	600	150
50	1700	1715	885	720	435	1400	700	150
60	1900	1920	885	930	570	1600	800	150
70	2100	2100	885	1020	705	1800	900	150
80	2300	2420	1250	1250	841	2000	1000	125
90	2610	2650	1400	1250	1040	2200	1100	125

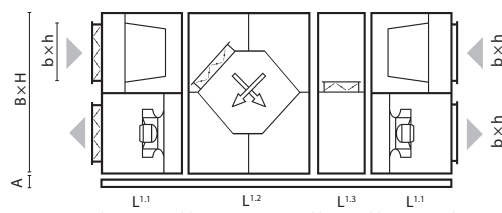


Notes: size 20÷70 plate heat exchanger section is made of two parts. Size 10, 80 and 90 – of one part. The electric air heater section length is noted in the selection programme of VERSO air handling units.

VERSO CF Pro2



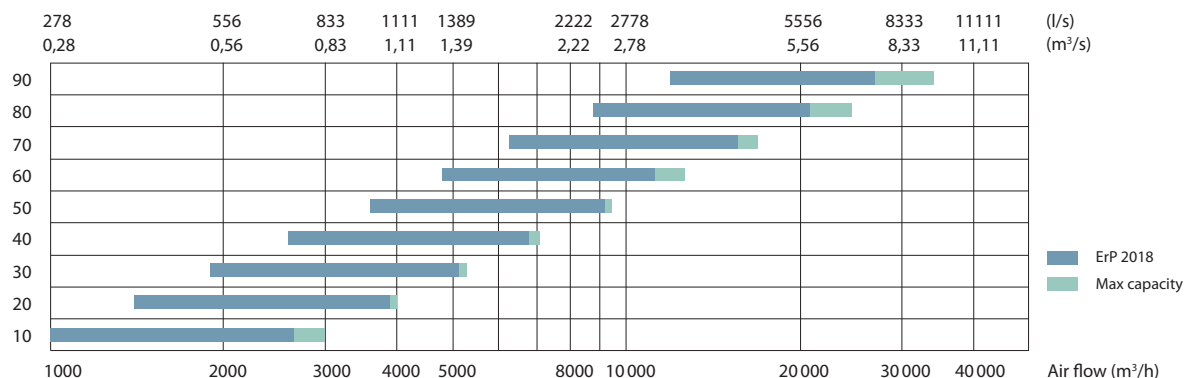
Size	B	H	L ^{1.1}	L ^{1.2}	L ^{1.3}	b	h	A
12	1054	1204	751	1428	515	700	200	150
22	1204	1354	751	1548	515	900	400	150
32	1354	1574	751	1648	515	1000	500	150
42	1554	1769	751	1934	515	1200	600	150
52	1754	1974	885	2102	515	1400	600	150
62	1954	2154	885	2102	640	1600	700	150
72	2154	2154	885	2102	765	1800	800	150
82	2360	2440	1250	2770	825	2000	1000	125
92	2660	2660	1400	2770	1020	2300	1100	125



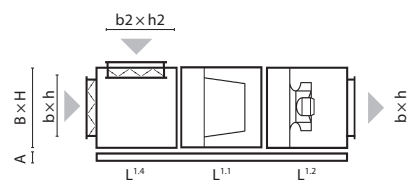
Note: if data do not correspond to data in the selection software, please refer to data shown in software.



VERSO S Pro

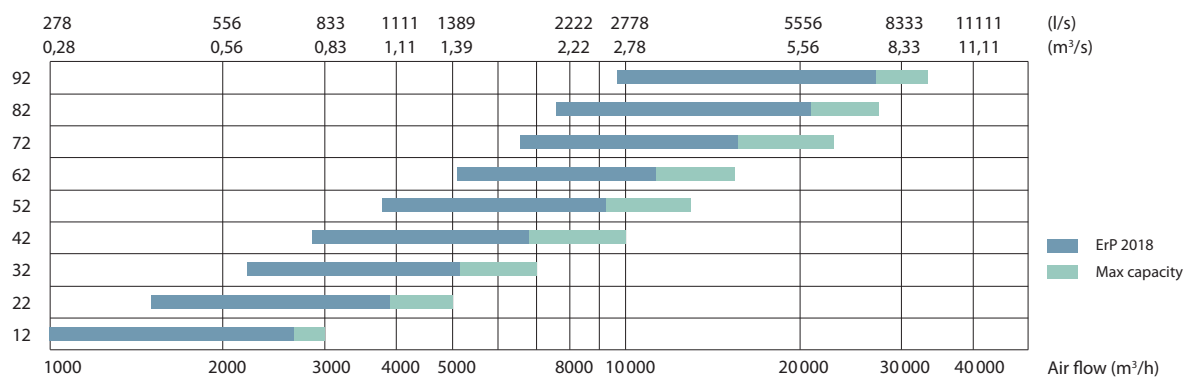


Size	B	H	L ^{1.1}	L ^{1.2}	L ^{1.4}	b	h	b1	h1	b2	h2	A
10	1000	490	750	705	430	900	400	700	300	700	300	150
20	1150	585	750	705	430	1100	500	900	400	1000	300	150
30	1300	660	750	705	470	1200	600	1000	500	1100	400	150
40	1500	740	750	842	470	1400	700	1200	600	1200	400	150
50	1700	890	750	842	470	1600	800	1400	700	1400	400	150
60	1900	960	750	979	570	1800	900	1600	800	1600	500	150
70	2100	1085	750	979	705	2000	1000	1800	900	1800	600	150
80	2300	1235	750	1250	705	2200	1100	2000	1000	2000	600	125
90	2610	1350	750	1400	705	2500	1200	2200	1100	2200	600	125

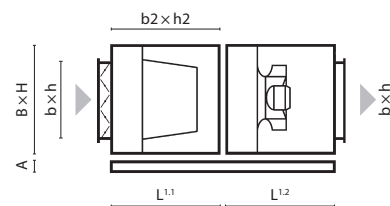


Note: the electric air heaters, water heaters and coolers section length and configuration are noted in the selection programme of VERSO air handling units.

VERSO S Pro2

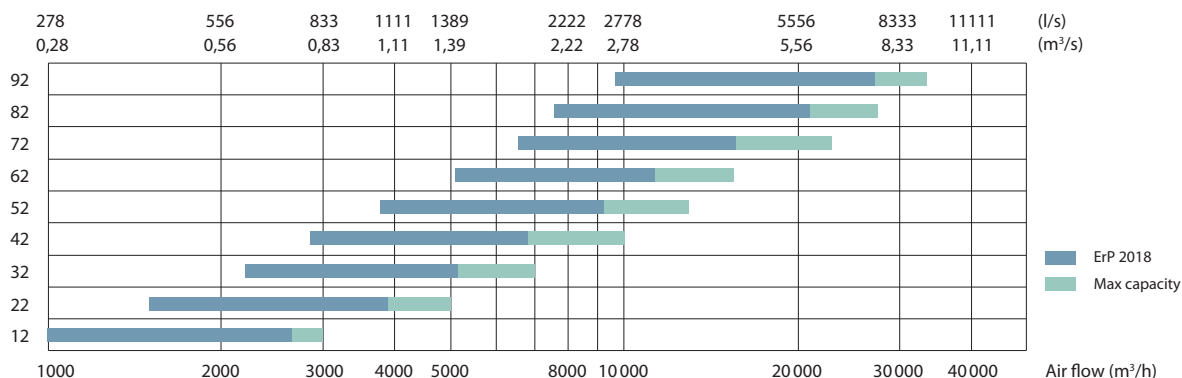


Size	B	H	L ^{1.1}	L ^{1.2}	b	h	A
12	1054	540	650	1000	700	200	150
22	1204	635	650	1000	900	400	150
32	1354	710	650	1000	1000	500	150
42	1554	790	650	1000	1200	600	150
52	1754	940	650	1000	1400	600	150
62	1954	1040	650	1000	1600	700	150
72	2154	1125	650	1000	1800	800	150
82	2360	1200	705	1250	2000	1000	125
92	2660	1400	705	1400	2300	1100	125

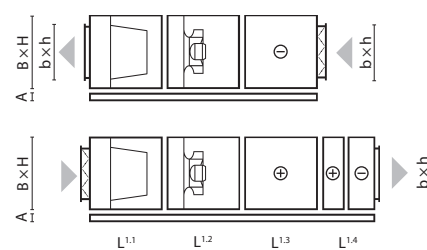


Note: the electric air heaters, water heaters and coolers section length and configuration are noted in the selection programme of VERSO air handling units.

VERSO RA Pro2



Size	B	H	L ^{1,1}	L ^{1,2}	L ^{1,3}	L ^{1,4}	b	h	A
12	1054	540	650	1000	840	950	700	300	150
22	1204	635	650	1000	840	950	900	400	150
32	1354	710	650	1000	840	950	1000	500	150
42	1554	790	650	1000	840	950	1200	600	150
52	1754	940	650	1000	840	950	1400	600	150
62	1954	1040	650	1000	840	950	1600	700	150
72	2154	1125	650	1000	840	950	1800	800	150
82	2360	1200	705	1250	830	1060	2000	1000	125
92	2660	1400	705	1400	830	1060	2300	1100	125



Note: the electric air heaters, water heaters and coolers section length and configuration are noted in the selection programme of VERSO air handling units.

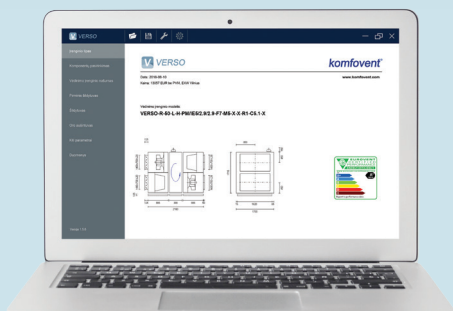
KOMFOVENT add-in for REVIT



3D models library of:

- VERSO Pro units
- Standard products





VERSO Pro, VERSO Pro2 selection software

- For VERSO units with capacity from 250 to 40 000 m³/h.
- Eurovent, RLT certificates guarantee the accuracy of the parameters.
- Detailed technical data report.
- Generating VERSO Pro 3D models for the REVIT program.
- VERSO Standard 3D models are available in the selection software.

KOMFOVENT UAB
Lentvario str. 146, 25132 Vilnius
Lithuania
info@komfovent.com
www.komfovent.com